

KOMATSU®

911.4

Effective and reliable

Forestry Quality™

911

HARVESTER



Refined profit-making machine
for all kinds of logging

911.4



The Komatsu 911.4 is part of the latest generation of versatile harvesters that deliver even higher levels of reliability and profitability. The explanation lies in the parts as well as the whole, and here are a few of the highlights:

Cab environment

New, larger cab has nearly one third more volume than the previous model. Creating a high-performance environment and optimizing space for an instructor.

Field of view

The unique boom placement near the cab means you always have a perfect view of the head directly in front of you and the best possible overview of the work area.

Response

The new Komatsu Comfort Bogie provides improved maneuverability, more consistent ground pressure, unbeatable comfort, and a superb driving experience.



Traction

Refined transmission optimizes everything from traction to maneuverability. Optimum engine control and minimal energy losses deliver low fuel consumption.

Control and information system

Brand new MaxiXplorer control and information system, infinitely more powerful, faster, and easier to use than its predecessor.



Job satisfaction

Consistently high productivity, reliability, and great ergonomics make work simple and a pleasure.

GREATER RELIABILITY AND MORE PRODUCTIVITY THAN EVER.



Information system

Brand new MaxiXplorer control and information system, infinitely more powerful, faster, and easier to use than its predecessor.



Handling

22% more tractive effort, combined with the new Comfort bogie delivers optimum performance and maneuverability in steep terrain and on soft/wet ground.

More profitable, more reliable, and more comfortable – whether thinning or final logging. That’s one way to sum up our extensive upgrade of the Komatsu 911.4 – one of the world’s most effective, reliable, and versatile harvesters. An upgrade with important new features that increase productivity and job satisfaction.

The new cab environment is noticeably different. It has 20% more head room along with better ventilation. Cab volume has grown by nearly 1/3 from the previous design. Now, there’s room for an instructor, and more thoughtful storage for items like a large thermos and the



Market-leading cab environment, reflected in everything from the ergonomic use of space to the solutions for an extra seat, storage spaces, bottle/thermos holder, PC/printer storage, and more.



911.4



PC/printer. Add to this the cab's unique full-circle slewing and leveling and you have a work environment with unbeatable ergonomics to ensure high performance.

Speaking of high performance, the 911 boasts 22% more tractive effort to take on hilly, or steep terrain. The new Komatsu Comfort Bogie improves maneuverability on soft ground and delivers a more comfortable ride with better driving response.

MaxiXplorer also delivers a higher level of performance, with more power for every function from crosscutting to faster production reports.

Topping off all this, the best characteristics of the 911 are still there: The great stability. The sturdy construction, high reliability, and easy servicing. And it has no equal with regard to fuel economy, so you get consistently high profitability, no matter what forest you find yourself in.

If you're looking for the future of harvester technology, you've found it – the Komatsu 911.4!

Ergonomics

Optimum ergonomics and comfort for maximum productivity even on long shifts.

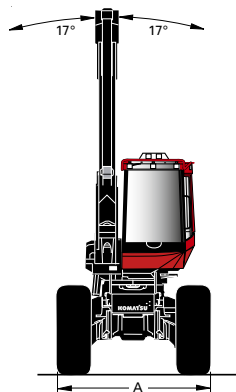
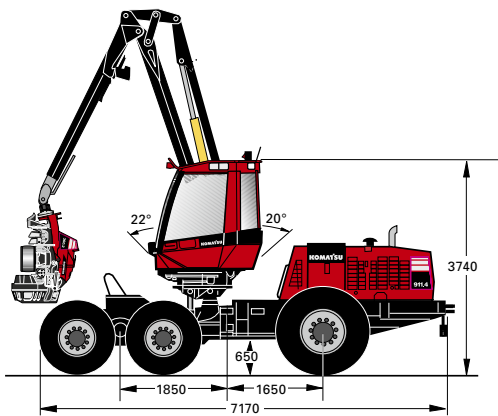


Stabilizer coupling and cab and boom leveling for optimum reach and stability



The unique boom position beside the cab ensures the harvest is always right in front of you. Extremely productive in thinning and full harvest.

TECHNICAL SPECIFICATIONS



WHEEL OPTIONS AND MACHINE WIDTH (A) WITH DIFFERENT TIRES

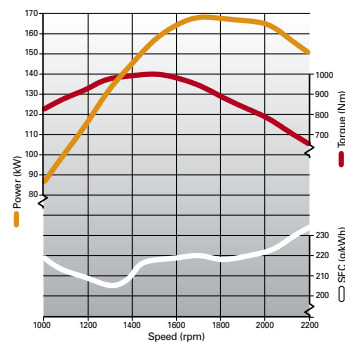
	Tire	Width (mm/inches)		Tire	Width (mm/inches)
6WD (rear)	600/65x34	2,730 / 8'11"	6WD (front)	600/55x26.5	2,720 / 8'11"
	700/55x34	2,900 / 9'6"		710/45x26.5	2,940 / 9'8"
	710/55x34	2,900 / 9'6"			

NB: Stated dimensions are nominal and may vary due to manufacturing tolerances.

WEIGHT

Curb weight¹⁾: from 17,300 kg (19.07 tons)

1) applies to 600 tires.



ENGINE

74 CTA. 6-cylinder, turbo with Commonrail. Tier 3.
 Stroke volume: 7.4 l (1.9 gal)
 Power, max.: 170 kW DIN (228 hp) at 1,700 rpm
 Torque: 1,000 Nm (738 lbf-ft) at 1,500 rpm
 Fuel tank: approx. 370 l (97.7 gal)

POWER TRANSMISSION

Hydrostatic-mechanical, controlled by MaxIplorer. Transfer gearbox with 2 positions. Disengageable front-wheel drive.
 Differential locks: Mechanical electro-hydraulic control.
 Driving speed: 0-25 km/h (0-15.5 mph)
 Traction force: 162 kN

HYDRAULIC SYSTEM

Load-sensing/high-low balanced constant pressure, variable piston pump
 Flow: 310 l/min at 1,650 rpm (81.9 gal/min)

System pressure: 280 bar (4,061 PSI)
 Working pressure, boom: CRH18: 250 bar (3,625 PSI)
 Hydraulic oil tank: approx. 200 l (52.8 gal)
 Miscellaneous: Pressure filter for hydrostatic circuit. Return oil filters for hydrostatic drive and hydraulics. Hydraulic oil level warning. Vacuum pump.

FRAME/AXLES

Axle, front: Sturdy geared bogie. Differential with mechanical differential lock. Permanently lubricated bearings.
 Axle, rear: Swing axle with hub reduction. Differential with mechanical differential lock. Hydraulic stabilizer override with leveling.
 Brake system: Fully-hydraulic multi-disc brakes. Hydraulic accumulator charging valve.
 Driving brake/ Working brake: Multi-disc brakes in an oil bath. Automatically engaged when working.
 Parking brake: Spring-action brake with electro-hydraulic control. Emergency brake.
 Braking performance: Conforms to ISO 11169, and VVFS 2003:27.

BOOM

Model:	CRH 18	CRH18DT
Reach:	10 m (32'10")	11 m (36'1")
Lifting torque, gross:	186 kNm (137,186 lbf-ft)	186 kNm (137,186 lbf-ft)
Slewing torque, gross:	40,8 kNm (30,092 lbf-ft)	40,8 kNm (30,092 lbf-ft)
Rated power, telesc., gross:		40,1 kN (9,015 lbf) 40,1 kN (9,015 lbf)
Head:	360.2/365	350.1
Steering	Hydraulic articulated joint.	
Lever steering:	Load-sensing (LS) proportional steering from boom controls/rocker	
Steering angle:	+/- 40° Electric end limit damping.	
Available options:	Steering wheel.	

ELECTRICAL SYSTEM

Voltage:	24 V
Battery capacity:	2 x 140 Ah
Generator:	2 x 100 A
Lights	More than 30 lux in work area. Halogen cab, boom, and reversing lights
Available options:	Xenon lights on cab and boom. Roof-mounted work lights, halogen or xenon.

ERGONOMICS

	Comfort-enhancing leveling. Cab coupled to stabilizer. Boom and cab on horizontal, rotating platform. Autolev – fully-automatic cab and boom leveling. Hydraulic stabilization when maneuvering.
Horizontal leveling:	Longitudinal 20°/22° and lateral 17°
Rotation:	315°
Available options:	Boom damping. Slew damping.

CAB

	Safety-tested. Leveling. Thermal and acoustic insulation. Sun blinds.
Safety:	Conforms to ROPS ISO 8082, FOPS ISO 8083, and OPS ISO 8084.
Seat:	Choice of ergonomically designed seat for individual adjustment of the seat cushion, back and lumbar support, arm rests, and control panels.
Windshields:	Forward side windows of 15 mm (0.6") safety glass.
Heating/ventilation:	Heating and cooling unit ECC (Electronic Climate Control). Filtered intake air with allergen filter.
Noise level:	As per ISO standard.
Vibrations:	As per ISO standard.
Miscellaneous:	Manual tilt. Multi-position safety lock. Electrical kit for com-radio and telephone (12 V). Windshield wiper and washer on front and roof windows.
Available options:	Swivel seat. Electrically-controlled platform under the cab. Radio with MP3 player and USB port. Air-ventilated BeGe seat with head rest.

CONTROL AND INFORMATION SYSTEM

MaxiXplorer	Integrated system for machine and head control. Operator-specific settings for head, boom, and machine functions. Cross-cutting information and machine status display. Production registration. Administrative tools.
PC	
Processor, clock speed:	1.4 Ghz
Internal memory:	1 GB RAM
Hard drive, size:	40 GB
Color screen:	12", anti-reflection glass
DVD player:	Option
USB ports:	8, one of which on the front of the display for easy access.
Serial ports:	2
Operating system:	Windows XP Pro
Keyboard with trackball:	Included
Available options:	A4 printer. GPS antenna. Production reports.

HARVESTING HEAD

Weight:	Komatsu 350.1 from 960 kg (2,116 lb)	Komatsu 360.2 from 1,245 kg (2,745 lb)	Komatsu 365 from 1,250 kg (2,756 lb)
Felling/cutting diameter:	600 mm (23.6")	650 mm (25.6")	650 mm (25.6")
Feed speed:	0-5 m/s (0-16.4 ft/s)	0-5 m/s (16.4 ft/s)	0-5 m/s (0-16.4 ft/s)
Feed force, gross:	16,5 - 25,3 kN	26-28,4 kN	23.6-28.3 kN
Open., upper knives, max.:	600 mm (23.6")	640 mm (25.2")	700 mm (27.6")
Roller opening, max.:	520 mm (20.5")	550 mm (21.7")	650 mm (25.6")
Rotator:	Roller slewing with hydraulic motor.		
Control and inf. system:	MaxiXplorer		

DOCUMENTATION

Operating and starting instructions in paper format.
Instruction manual and spare parts catalogue on CD.

AVAILABLE OPTIONS

Sprinkler system. Semi-automatic, Water-based fire extinguishing. Conforms to RUS 127.
Hand-held extinguishers. 2 x 6 kg (13 lb) ABE-3 powder extinguishers
Instruction manual in paper format (also electronic in Maxi)
Spare parts catalogue in paper format (also electronic in Maxi)
Diesel heater 9.1 kW incl. timer and hydraulic oil heater.
Stump treatment equipment
Biodegradable hydraulic oil
Service ladders
Toolbox with tools
Rearview camera as standard (in EES countries in compliance with EU Directive 2006/42/EU).
Platform at side of cab and ladder on left side of rear frame as standard (in EES countries in compliance with EU Directive 2006/42/EU).
Belt guard for flat belt as standard (in EES countries in compliance with EU Directive 2006/42/EU).

NOTES

The specification describes possible equipment, which can be standard or optional. Weights are based on the standard specification of the featured equipment. Specifications and designs are subject to change without notice.
--



WHY CHOOSE A KOMATSU HARVESTER?

High productivity, low operating costs, innovative technology, superb operator environment – these are just some of the features that make Komatsu forestry machines some of the best in the world. Behind all this is a highly-focused strategy to continually build upon the advantages of owning a Komatsu harvester. A strategy based on the following principal ideas.

Ergonomics

Your forestry equipment and its mobile work environment is critical to an operator's ability to maximize production without fatigue and is a key factor for success. This is an important reference point used in developing the unique ergonomic designs of Komatsu harvesters. Automatic leveling cabs, side mounted booms and large operator compartments work together to keep the harvesting head centered in the operator's field of vision.

Economy

The ambition to maximize profitability is one of the most important forces driving the development of Komatsu harvesters. Each small improvement that increases productivity and reliability, reduces costs, or saves time is of interest. Tangible and quantifiable examples from today's Komatsu harvesters include energy-efficient engines, highly efficient hydraulics, fast heads, and unsurpassed productivity.

Productivity

More work in less time – a comment we often hear from contractors who switch from competing brands to Komatsu. There are many reasons, large and small. The most important include extremely high-performance operator environments, great maneuverability, effective heads, powerful control and information systems, and large work areas from stationary positions.

Customer Support

Fast and competent service bears directly on forestry machine performance and economy. An extensive service network provides the Komatsu owner with a sense of security. Well-trained technicians provide additional assurance, as they are Komatsu experts. Another benefit is ProSelect, our special line of accessories and consumables. The range is based on a selection of items that are all of the highest quality and designed for both Komatsu and other brands of professional forest machinery.

Environment

Forests are an essential and fragile element of the global ecology. Consequently, every new Komatsu product, and all its component parts, is considered from both short-term and long-term environmental perspectives. This has resulted in real environmental improvements such as highly-effective exhaust emission control and low, evenly-distributed ground pressure in Komatsu harvesters. Environmental considerations also permeate our broad range of accessories and consumables, such as in our special, rapidly biodegradable oils.

Global Experience

Komatsu harvesters are found the world over. Consequently, they are designed to deliver optimum profitability regardless of conditions. The same fundamental concept is applied to our global service and dealer network that provides support to thousands of Komatsu owners on a daily basis.



KOMATSU

Komatsu Forest AB
www.komatsuforest.com